

1-5 Fletchers Square, Temple Farm Ind Estate,  
Sutton Road, Southend-on-Sea,  
Essex SS2 5RN  
Tel: (01702) 899440 Fax: (01702) 307180

|                         |                    |   |
|-------------------------|--------------------|---|
| Invoice Name & Address: | Customer Ref:      | Secured By Design <input type="checkbox"/> Doc Q compliant <input type="checkbox"/> |
|                         | Date Required:     |   |
|                         | Previous Quote No: | Part L Compliant Products: <input type="checkbox"/>                                 |
|                         |                    | BFRG Energy Rated Products: A <input type="checkbox"/> B <input type="checkbox"/>   |
| Telephone:              | Works Order No:    | Authorised Retailer - Energy Rated Product  |
|                         | Date Received:     | AR No: <input type="text"/> A <input type="checkbox"/> B <input type="checkbox"/>   |

**FRAME CONSTRUCTION:** Externally Glazed System ☐ Internally Glazed System - dummy sashes will be required ☐

**FRAME FINISH:** White (RAL9910 gloss)\* ☐ RAL: on White (RAL9910 gloss) ☐ RAL: on RAL: ☐ \*RAL9910 Gloss is our standard White






**GLAZING THICKNESS & BEAD TYPE:** 28mm ☐ 32mm ☐ NOTE: 26.8mm/30.8mm glazed units to be used if laminated glass reqd Chamfered ☐ Square ☐ Black gasket ☐ Anthracite grey gasket ☐

**HANDLE TYPE & COLOUR:** STANDARD: ☐ Colour: *Please see spec sheets on our website for handles styles & colours*  
CONTEMPORARY: ☐ Handle Type: Colour:

| Item | O/All Size |        | Qty | Design No. | Mullion Break | Transom Drop | Glazing |     | Glass Description<br>(see note re lam glass) | Spacer Bar Colour | *Insert Ref No - see profile print for details |       |                      | Add on/<br>Coupler | Cill Type | Cill Length** | Hinge Type |      | Hinge Guard | Part F Slot Vent in 73mm Head |
|------|------------|--------|-----|------------|---------------|--------------|---------|-----|--|-------------------|--|-------|----------------------|--------------------|-----------|---------------|------------|------|-------------|-------------------------------|
|      | Width      | Height |     |            |               |              | U/G     | D/G |  |                   | Outer Frame*                                   | Sash* | Transom/<br>Mullion* |                    |           |               | Egr        | Rest |             |                               |
| 1    |            |        |     |            |               |              |         |     |  |                   |  |       |                      |                    |           |               |            |      |             |                               |
| 2    |            |        |     |            |               |              |         |     |  |                   |  |       |                      |                    |           |               |            |      |             |                               |
| 3    |            |        |     |            |               |              |         |     |  |                   |  |       |                      |                    |           |               |            |      |             |                               |
| 4    |            |        |     |            |               |              |         |     |  |                   |  |       |                      |                    |           |               |            |      |             |                               |
| 5    |            |        |     |            |               |              |         |     |  |                   |  |       |                      |                    |           |               |            |      |             |                               |

View all Windows from **OUTSIDE** – including Tilt & Turn Windows

\*\*Std cill length = frame width +100mm

|  |  |   |  |  |
|--|--|---|--|--|
| 1  | 2  | 3   | 4  | 5  |
|  <p>Floating Mullion Req <input type="checkbox"/></p> <p>Part F <input type="checkbox"/> Compliant Slot Vents</p> |  <p>Floating Mullion Req <input type="checkbox"/></p> <p>Part F <input type="checkbox"/> Compliant Slot Vents</p> |  <p>Floating Mullion Req <input type="checkbox"/></p> <p>Part F <input type="checkbox"/> Compliant Slot Vents</p> |  <p>Floating Mullion Req <input type="checkbox"/></p> <p>Part F <input type="checkbox"/> Compliant Slot Vents</p> |  <p>Floating Mullion Req <input type="checkbox"/></p> <p>Part F <input type="checkbox"/> Compliant Slot Vents</p> |

**Special Requirements:**

## Ordering Notes:

**Glazing:** 28mm glazing as standard / 32mm IGU available. 26.8mm/30.8mm glazed units to be used if laminated glass reqd **Spacer Bar:** Black warm edge spacer bar as standard.  
**Min/Max Heights:** For size limitations see data sheets in the Technical section of our website.  
**Gasket Colour:** Black or Anthracite Grey  
**Cill Height:** 25mm **\*\*Cill sizes available:** 95 / 150 / 190mm  
**Locks:** Shootbolt locking as standard  
**Frame Add On:** 20mm. 40mm available for 70mm system only. **Coupler:** 15mm & 26mm available

## Important:

Before ordering please ensure that you are familiar with our products and specifications as we will not accept responsibility for want of knowledge in the event that items manufactured do not meet with your requirements. This order cannot be accepted unless signed below.

Signed :